

HYVA[®] CRANE HB 170



MODELS	LIFTING MOMENT	MAX VERTICAL REACH		SLEWING ANGLE	SLEWING TIME	MAX WORKING HEEL	WORKING PRESSURE	CRANE WEIGHT WITHOUT STABILIZERS	WEIGHT OF STABILIZERS	OIL TANK CAPACITY	OIL FLOW	DIMENSIONS
	tm	m		°	s/180°	°	bar	kg	kg	l	l/min	
HB170 E1	15,8	HYD. 9,9 MAN. -		387	17	4	310	1770	360	130	32	2480x2295x970
HB170 E2	-	11,8	-	387	17	4	310	1910	360	130	32	2480x2295x970
HB170 E3	-	13,8	19,8	387	17	4	310	2030	360	130	32	2480x2295x1000
HB170 E4	-	15,7	22,0	387	17	4	310	2150	360	130	32	2480x2295x1000
HB170 E5	-	17,8	22,0	387	17	4	310	2260	360	130	32	2480x2295x1000
HB170 E6	-	19,8	22,0	387	17	4	310	2340	360	130	32	2495x2295x1000
HB170 E4J2	-	21,1	22,8	387	17	4	310	2460	360	130	32	2480x2295x1120

ACCESSORIES

Cross controls
Supplementary elements activations (1)
Winch
Manual extensions
Automatic pivoting stabilizer legs
Manual pivoting stabilizer legs
Oil cooler
Top seat
Operator Full Protection (CE)

ZUBEHOERE

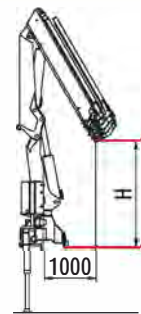
Kreuzen Schalstangen
Zusätzliche Steuerelemente (1)
Seilwinde
Mechanische Ausleger
Automatisch gelenkti e Abstützbeine

ACCESSOIRES

Commandes croisées
Activation éléments supplémentaires (1)
Treuil
Rallonges mécaniques
Béquilles pivotantes automatiques
Béquilles pivotantes manuelles
Refroidisseur huile
Poste de manoeuvre en haut
Operator Full Protection (CE)

ACCESORIOS

Comandos cruzados
Ativação de elementos suplementares (1)
Guincho de cabo
Extensões mecânicas
Estabilizadores articulados automáticos
Estabilizadores articulados manuais
Radiador para refrigeração de óleo
Posto de manobra no cimo
Operator Full Protection (CE)



HB 170 E1 = 2300
HB 170 E2 = 2250
HB 170 E3 = 2200
HB 170 E4 = 2200
HB 170 E5 = 2130
HB 170 E6 = 2070

Data, descriptions and illustrations pertain only and uniquely to models sold at the time of printing of this brochure. After the date of printing, this information is purely indicative and not binding upon HYVA. Future modifications are solely at the discretion of HYVA and are always in compliance with applicable and pertinent safety standards. To obtain updated data, descriptions and illustrations, contact the manufacturer or your reseller. Cranes manufactured and/or marketed by HYVA - Les données, les descriptions et les illustrations se rapportent seulement et exclusivement aux modèles commercialisés à la date d'impression de ce dépliant. Après la date d'impression, ces informations sont simplement indicatives et n'engagent pas HYVA. D'éventuelles modifications sont à la discrétion d'HYVA et toujours dans l'observance des normes de sécurité pertinentes et applicables. Pour obtenir les données, les descriptions et les illustrations actualisées, s'adresser au fabricant ou au revendeur. Grues produites et/ou vendues par HYVA - Daten, Beschreibungen und Abbildungen beziehen sich ausschließlich auf die zum Zeitpunkt des Drucks dieser Broschüre vertriebenen Modelle. Nach diesem Datum verstehen sich diese Informationen als rein richtungweisend und sind in keinem Fall für HYVA verbindlich. HYVA behält sich vor, nach eigenem Ermessen und in jedem Fall unter Berücksichtigung der zugehörigen und geltenden Sicherheitsvorschriften Änderungen vorzunehmen. Bitte wenden Sie sich für aktuelle Daten, Beschreibungen und Abbildungen an den Hersteller oder Händler. Die Krane werden von HYVA hergestellt und/oder vermarktet. - Os dados, descrições e ilustrações referem-se única e exclusivamente aos modelos comercializados à data da impressão deste folheto. Após a data da impressão, estas informações são meramente indicativas pelas quais a HYVA não se responsabiliza. Eventuais alterações ficam ao critério da HYVA e estão sempre em conformidade com as normas de segurança pertinentes e aplicáveis. Para obter dados, descrições e ilustrações actualizadas, contacte o fabricante ou revendedor. Guindaste produzidos e/ou comercializados pela HYVA.



TRUCK-MOUNTED CRANES HB 170



HYVA[®] CRANE

HYVA[®] CRANE HB 170



- Load limiting device
- Hexagonal section extensions
- Independent extension cylinders
- Outriggers with hydraulic extension
- Flanged valves
- Assembly kit
- Designed in accordance with: EN12999-DIN15018
- Fatigue test classification: B3
- Oil tank
- Fittings SAE-JIC
- Sliding pads on telescopic extensions
- Fixed stabilizer cylinders
- Mechanical rotation limitation (CE)
- Dual controls (Not with radio remote control)



- Limiteur de moment
- Extensions à section hexagonale
- Vérins hydrauliques à sortie indépendante
- Béquilles avec ouverture hydraulique
- Vannes bridées
- Kit de brides de fixation
- Projet en accords aux normes : EN12999-DIN15018
- Essai de fatigue avec classification: B3
- Réservoir huile
- Tujauterie SAE-JIC
- Patins de coulissement sûr les éléments télescopiques
- Vérins stabilisateurs fixes
- Limitation mécanique de la rotation (CE)
- Commandes bilatérales (Non avec radiocommande)



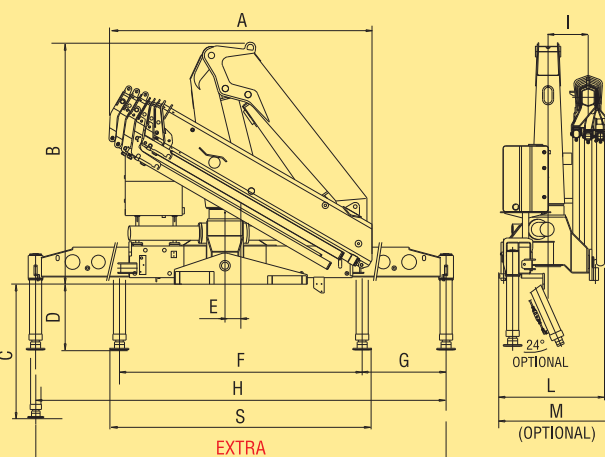
- Momentbegrenzer
- Sechskantige Ausschübe
- Unabhängige Schubzylinder
- Hydraulisch ausfahrbare Abstützungen
- Ventile mit Flansch
- Befestigungsteile
- Berechnungsnorm nach EN12999-DIN15018
- Ermüdungstest in Klasse: B3
- Ölbehälter
- Anschlüsse SAE-JIC
- Gleitschuhe auf den Ausschüben
- Feste Abstützungen
- Mechanischer Schwenkbegrenzer (CE)
- Beidseitige Kransteuerungen (Nicht mit Funkfernsteuerung)



- Válvula limitadora de momento de carga
- Extensões sextavadas
- Cilindros de extensão independentes
- Estabilizadores estendidos hidráulicamente
- Válvulas flangeadas
- Kit de montagem
- Norma do projeto: EN12999-DIN 15018
- Tipo de ensaio de fadiga: B3
- Reservatório de óleo
- Conexões SAE-JIC
- Calços deslizantes em extensões telescópicas
- Estabilizadores fixos
- Limitador mecânico de giro (CE)
- Comandos bilaterais (não com comando por rádio)

Model	kg	m
HB170 E1	15760* 7470** 3700 2560	1,00 2,10 4,26 6,13
HB170 E2	15340* 7215** 3600 2445 1850	1,00 2,10 4,26 6,13 8,00
HB170 E3	15040* 7040** 3530 2355 1750 1380 1045 795 600	1,00 2,10 4,26 6,13 8,00 9,95 11,90 14,00 16,10
HB170 E4	14680* 6900** 3445 2255 1640 1270 1045 795 600 460	1,00 2,10 4,26 6,13 8,00 9,95 11,90 14,00 16,10 18,30
HB170 E5	14360* 6740** 3300 2130 1525 1170 940 795 600 460	1,00 2,10 4,35 6,22 8,10 10,05 12,00 14,00 16,10 18,30
HB170 E6	14010* 6580** 3170 2030 1435 1070 850 700 600 460	1,00 2,10 4,42 6,30 8,16 10,10 12,10 14,10 16,10 18,30
HB170 E4J2		535 480 435 360 14,80 16,00 17,50 19,10

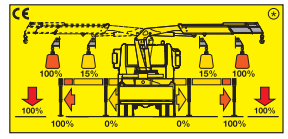
*) Theoretical lifting capacity
**) Fixed hook capacity



HB170	E1	E2	E3	E4	E5	E6	E4 - J2
A	2165	2210	2275	2370	2440	2495	2420
B	2295	2295	2295	2295	2295	2295	2295
C	1244	1244	1244	1244	1244	1244	1244
D	624	624	624	624	624	624	624
E	150	150	150	150	150	150	150
F	2300	2300	2300	2300	2300	2300	2300
G	1600	1600	1600	1600	1600	1600	1600
H	5500	5500	5500	5500	5500	5500	5500
I	380	380	380	380	380	380	380
L	970	970	1000	1000	1000	1000	1120
M	1120	1120	1120	1120	1120	1120	-
S	2480	2480	2480	2480	2480	2480	2480
EXTRA	6240	6240	6240	6240	6240	6240	6240

Stability control systems (CE)

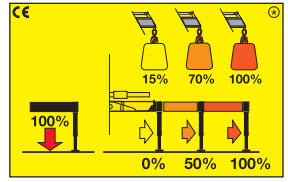
HXL System



The TCU checks the positions of the stabilizers beams, monitoring for two possible positions: beam fully open, beam not fully open. Depending on the position of the beams and the stabilizers, the crane's lifting capacity changes according to the setting made by the installer. This allows the operator to use the crane even with a beam partially or fully retracted without having stability problems.

Optional HRCS
The Rotation Control Sensor constantly checks the slewing position of the crane and limits the lifting capacity depending on the beams' and the stabilizers' positions.

H2XL System



The TCU checks the positions of the stabilizers and divides the working area into 4 slewing sectors: over the cabin, right side, left side and the rear of the vehicle. Depending on the position of the beams and the stabilizers, the crane's lifting capacity changes according to the settings made by the installer. This allows the operator to use the crane even with a beam partially or fully retracted without having stability problems.

HPES The HPES (Proportional Encoder Sensor) recognizes 3 positions of the stabilizers' beams: fully open, half extended, fully closed.
HRCS The HRCS (Rotation Control Sensor) recognizes 4 slewing sectors: over the cabin, right side, left side, to the rear of the vehicle.

The CAN-BUS radio-control allows the operator to know the positions of the stabilizers and the loading conditions of the crane.

With manual opening stabilizers, the H2XL System only recognizes completely open or completely closed beam positions.

⊗ The percentages present in the pictures are merely examples and they have no bearing on the crane's real lifting capacities. The crane's real lifting capacities will depend on truck's stability.



HB 170 X



Only CE Version

Pressure compensated control valve: SAUER DANFOSS PVG32

- Multifunction remote control
- Protected against radio interference
- Move around the truck freely

EES Extra Extension Speed

A special regenerative valve re-uses oil during extension, ensuring an incredibly high speed without compromising the safe operation of the crane.

SDS Smooth Descent System

This system compensates for boom oscillation, ensuring smooth movement of the load.